




Recuerda: No es necesario imprimir la guía, puedes copiar en tu cuaderno el resultado de cada ejercicio

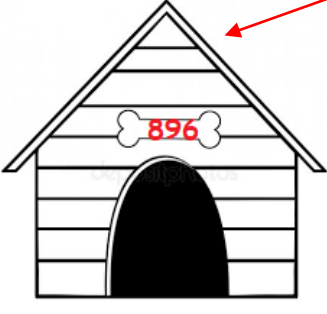
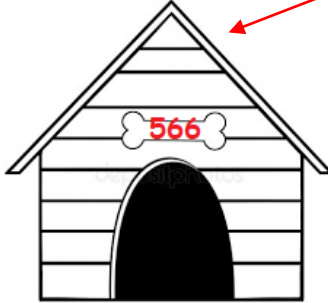

### Guía de Matemáticas: Adición




Nombre:	Fecha: 01 - 03 - 2020
Prof.: Waleska Cortés	Curso: 3° B
OA: Demostrar que comprende la adición: Aplicando el algoritmo.	

1.- Resuelve las siguientes adiciones, y une con una línea cada perrito con su casita.

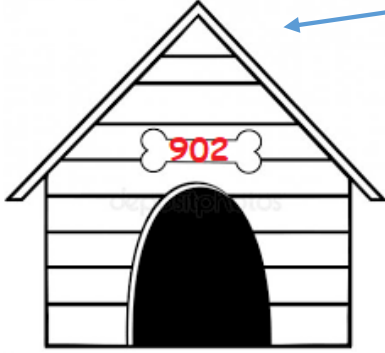
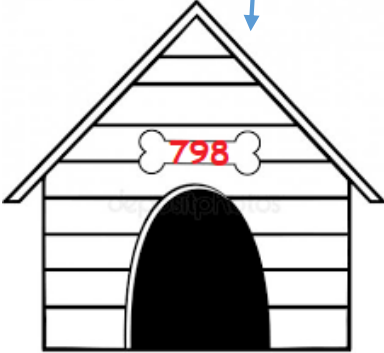

	<table border="1"> <tr><td>C</td><td>D</td><td>U</td></tr> <tr><td>3</td><td>5</td><td>7</td></tr> <tr><td>3</td><td>0</td><td>5</td></tr> <tr><td>6</td><td>6</td><td>2</td></tr> </table>	C	D	U	3	5	7	3	0	5	6	6	2		<table border="1"> <tr><td>C</td><td>D</td><td>U</td></tr> <tr><td>6</td><td>7</td><td>8</td></tr> <tr><td>2</td><td>1</td><td>8</td></tr> <tr><td>8</td><td>9</td><td>6</td></tr> </table>	C	D	U	6	7	8	2	1	8	8	9	6		<table border="1"> <tr><td>C</td><td>D</td><td>U</td></tr> <tr><td></td><td>9</td><td>9</td></tr> <tr><td>4</td><td>6</td><td>7</td></tr> <tr><td>5</td><td>6</td><td>6</td></tr> </table>	C	D	U		9	9	4	6	7	5	6	6
C	D	U																																							
3	5	7																																							
3	0	5																																							
6	6	2																																							
C	D	U																																							
6	7	8																																							
2	1	8																																							
8	9	6																																							
C	D	U																																							
	9	9																																							
4	6	7																																							
5	6	6																																							

		
896	566	662

	<table border="1"> <tr><td>C</td><td>D</td><td>U</td></tr> <tr><td>5</td><td>7</td><td>8</td></tr> <tr><td></td><td>7</td><td>7</td></tr> <tr><td>6</td><td>5</td><td>5</td></tr> </table>	C	D	U	5	7	8		7	7	6	5	5		<table border="1"> <tr><td>C</td><td>D</td><td>U</td></tr> <tr><td>6</td><td>8</td><td>9</td></tr> <tr><td>1</td><td>0</td><td>9</td></tr> <tr><td>7</td><td>9</td><td>8</td></tr> </table>	C	D	U	6	8	9	1	0	9	7	9	8		<table border="1"> <tr><td>C</td><td>D</td><td>U</td></tr> <tr><td>6</td><td>3</td><td>6</td></tr> <tr><td>2</td><td>6</td><td>6</td></tr> <tr><td>9</td><td>0</td><td>2</td></tr> </table>	C	D	U	6	3	6	2	6	6	9	0	2
C	D	U																																							
5	7	8																																							
	7	7																																							
6	5	5																																							
C	D	U																																							
6	8	9																																							
1	0	9																																							
7	9	8																																							
C	D	U																																							
6	3	6																																							
2	6	6																																							
9	0	2																																							

		
902	798	655

2.- Resuelve las siguientes adiciones usando la tabla posicional.

a) $46 + 890 =$	b) $457 + 376 =$	c) $489 + 72 =$	d) $767 + 126 =$
-----------------	------------------	-----------------	------------------

1		
C	D	U
	4	6
8	9	0
9	3	6

1	1	
C	D	U
4	5	7
3	7	6
8	3	3

1	1	
C	D	U
4	8	9
	7	2
5	6	1

	1	
C	D	U
7	6	7
1	2	6
8	9	3